

CHAPTER 3 ACCESS

Access to an element and the quality of the opening allows for complete root canal treatment. To access the pulp chamber quickly, easily and safely, it is wise to use a diamond bur that is not too long. This prevents accidental drilling through the bottom of the pulp chamber. Typically, a diamond bur is sufficient to cut open the pulp chamber. Then a slightly longer diamond bur is used to remove the entire roof of the pulp chamber. For this, the Endo Access diamond E164 or E165 (Safe-end) or the Endo Access 151Z or 152 (Carbide, Safe-end) are well suited.

Microcopy

NeoBurr Endo Access FG, conical round



The single-use of root canal instruments (files and burs) in endodontics is an ongoing topic of discussion. It has long been clear that it is almost impossible to properly clean a file after it has been used. The same question arises for the burs used during treatment.

For root canal instruments (files), the industry now has the solution available by supplying the files in sterile packaging. However, for rotating instrumentation (burs), this is not yet an established standard.


The manufacturer Microcopy has been supplying sterile-packed burs for "single patient use" with high quality at a low price for over 30 years.

Microcopy


NeoEndo Access diamond, FG




	Shape	Diameter	Grit
E165-014C	E165	014	coarse
E165L-014C	E165L	014	coarse long





Procedure description: creating access to a cavity

 For removal of caries tissue, the **NeoBurr** round 016 (RA TC 5) is used with ample amounts of water cooling. Besides excavation, these burs are perfect for removing the entire infected dentine.

 When the cavity needs temporary restoration of a missing tooth wall with composite, a small oval **NeoDiamond** (277-023XF) is very useful to remove all the excess composite.

 The next stage is to drill the access hole. For this, the **NeoDiamond** round 016 (001-016M) is ideal for preparing and deepening the cavity until a pulpal horn is achieved.

 Then the **Endo Z bur** (152-016) is used to enlarge the cavity and finish the access cavity. The tip of this bur is non-cutting (so is very safe to use) and avoids piercing the pulpal base of the access cavity

 For endodontic re-treatment instead of the Endo Z bur, the tapered **NeoDiamond** bur with a non-cutting tip (E165-014C) is more appropriate. This bur is indeed more efficient than carbide burs on cavity walls.

On account of their efficiency, cost-effective price and remarkably good quality, **Microcopy** sterile-packed burs are the ideal solution for dental practices.

With thanks to: Prof. Stéphane Simon, Dentist and University Lecturer in Rouen (France)